

Must:

- **Nursery and Reception** Watch the story of The Gingerbread Man <https://www.bing.com/videos/search?q=Gingerbread+Man+Story+Original&&view=detail&mid=A7B0D5E4B94430BA2DDDA7B0D5E4B94430BA2DDD&&FORM=VRDGAR&ru=%2Fvideos%2Fsearch%3Fq%3DGingerbread%2BMan%2BStory%2BOriginal%26Form%3DVDRSCL%26%3D0> - Think of other animals that the Gingerbread man could meet along the way. Give them different voices as they tell the Gingerbread man to stop. Pretend to be the Gingerbread man – What would you say to each of the animals?
- **Reception:** Draw and decorate a Gingerbread man. (add a speech bubble) Write the words that the Gingerbread shouts as he runs. Remember to use robot arms to help you segment the words.
- **Nursery and Reception: P.E** How fast can you run? Have some races in the garden/park or a safe pavement area. Race other family members or get someone to time you racing. You could run, jump, hop, skip or make up a funny whacky race.
- **Nursery and Reception:** Share a story with a family member.
- **Nursery and Reception:** Play a phonics game. www.phonicsplay.co.uk (Username: march20 Password:home)
- Practise handwriting following 'Letterjoin'. www.letterjoin.co.uk (Username: eldon Password: grove)
- **Reception:** Subtraction – Look at the attached sheet. Carefully count the characters. Cross off the number shown to complete the subtraction sum.
- **Nursery:** Subtraction – Collect 10 toys. Think of a number up to 10. Take that number of toys away. Count the number of toys that are left.

Should:

- Watch Tinga Tinga Tales on Cbeebies (every week day at 11.50am)
- Watch Numberblocks on Cbeebies (every week day at 1.15pm)
- Sing all the nursery rhymes you know. Phone your grandparents and friends and sing them together.
- **Reception:** Play Number Blocks puzzles on Cbeebies games <https://www.bbc.co.uk/cbeebies/puzzles/numberblocks-number-magic-quiz-level-3?collection=numbers-and-letters>
- Can you make up your own sums and puzzles?

Could: **(WE WOULD REALLY LIKE TO SEE THESE ACTIVITIES VIA THE SEE SAW APP)**


- Make stick puppets of all the characters from the story. Then do a puppet show for your family.
- Make your own story book. Put a few pieces of paper together and draw different parts of the story on each page. Write a sentence at the bottom of the page; eg Stop! Stop! The man ran after the Gingerbread man. Or Run, run as fast as you can. You can't catch me I'm the Gingerbread man.
- Bake your own gingerbread men. Find an easy recipe and find out how much of each ingredient is needed and measure it carefully.
- Sing Numbers to 10 in French. <https://www.bing.com/videos/search?q=count+to+10+songs+in+French+eyfs&&view=detail&mid=96B745789B805763947696B745789B8057639476&&FORM=VRDGAR&ru=%2Fvideos%2Fsearch%3Fq%3Dcount%2520to%252010%2520songs%2520in%2520French%2520eyfs%26qs%3Dn%26form%3DQBVDMH%26sp%3D-1%26pq%3Dcount%2520to%252010%2520songs%2520in%2520french%2520eyfs%26sc%3D0-32%26sk%3D%26cvid%3D3D79B902AECA4757BC1D8EDF973834C1>

- Make bubbles. Mix fairy liquid and water. Make a loop out of wire, plastic, pipe cleaner etc and blow some bubbles. What is the biggest bubble you can make?
- Set a trail for someone to follow. Maybe while you are out on a walk. Collect clean sticks or fallen leaves. Then make a trail for a family member to follow.
- Make a necklace – Use pasta tubes and thread them onto a piece of string. You could colour or paint them too. Give your necklace to a family member or friend as a present.
- Upcycle a pop/water bottle – fill it with rice, lentils or small pasta shapes then decorate it. Use it as a musical shaker and play it while you sing.
- Relax doing some yoga with ‘CosmicKids’
<https://www.youtube.com/user/CosmicKidsYoga>


Alternative version of the story

<https://uk.video.search.yahoo.com/search/video?fr=mcafee&p=the+gingerbread+man+story#id=7&vid=8860c27bdd03ee4f5c80e8730e584769&action=click>


Subtraction within 20




$$- 5 =$$




$$- 6 =$$



$$- 8 =$$



$$- 11 =$$



$$- 18 =$$

